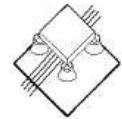




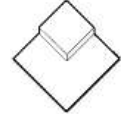
Installation options



pedestals



sand & gravel



concrete slab



thinset bed




lawn & turf

PORCELAIN PAVERS

MOCHA

Simulating the look of weathered wood planks joined side to side. Displays wide tonal variation from mid brown to dark grey. Distinct featuring including knots, checks, water marks and other random features. Anti-slip surface with wood grain texture. 16" x 48" planks only.

Color & Shade Variation:



V4

Very high shade & texture variation & random color differences

Size:



16"x48"

Thickness:	3/4"
Weight:	9 lb/sq.ft.
Packing:	2 pcs/ctn (16"x48")
Water absorption:	0.1%
Static load (center)	2160 lbf
Slip resistance	R11 (DIN51130)
Frost resistance:	resistant